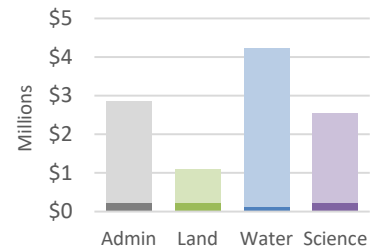


January - February 2022

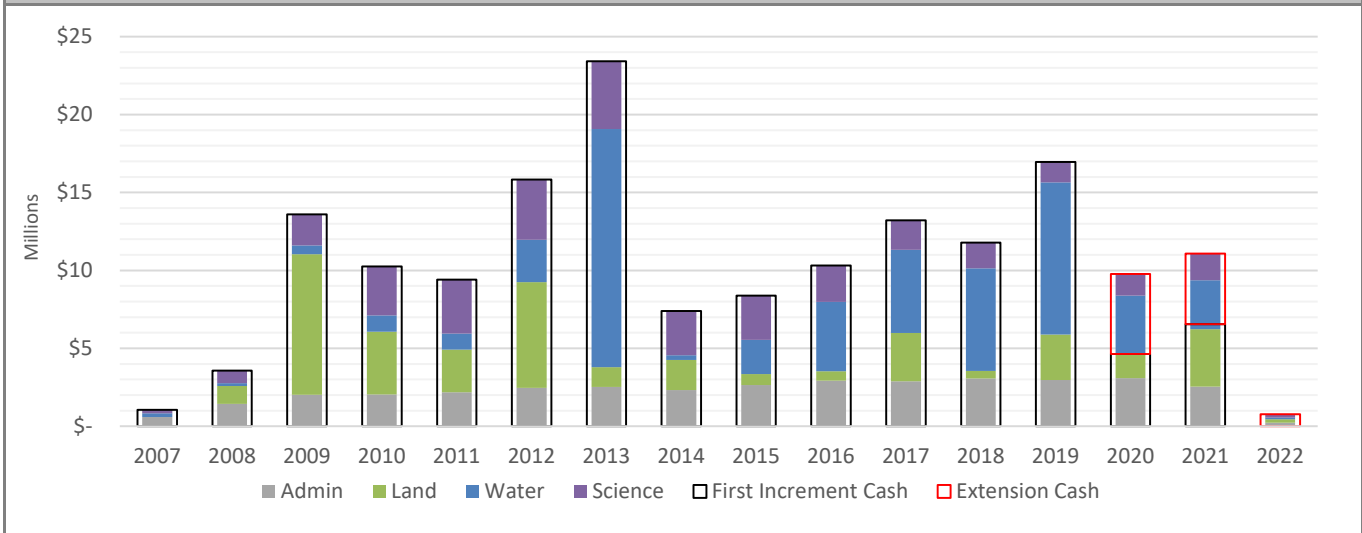
	Budget	Expenditures	Remain
Admin	\$ 2,856,000	\$ 231,702	\$ 2,624,298
Land	\$ 1,089,000	\$ 211,875	\$ 877,125
Water	\$ 4,223,000	\$ 109,610	\$ 4,113,390
Science	\$ 2,530,000	\$ 221,449	\$ 2,308,551
Total	\$ 10,698,000	\$ 774,636	\$ 9,923,364



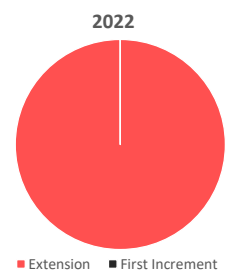
ID - Description	% Spend	Budget	ID - Description	% Spend	Budget
ED-1: Program Staff	8%	\$2,366,000	WPLW-1: Water Land O&M	63%	\$17,000
ED-2: Legal Services	1%	\$57,000	WPWM-1: Monitoring	29%	\$36,000
ED-3: Public Outreach	65%	\$23,000	WPMT-1: Management Tools	0%	\$5,000
GFC-1: Financial Services	12%	\$247,000	WPSA-1: Water Advisors	7%	\$50,000
GFC-2: Liability Insurance	0%	\$80,000	LP-2: Habitat Management	0%	\$336,000
PD-8: Website & Database	0%	\$77,000	LP-2-P: Predator Trapping	0%	\$89,000
CTE-1: Committee Expense	0%	\$6,000	PD-22: Sediment Aug.	0%	\$150,000
LP-3: Land Acquis. & Fees	20%	\$864,000	WP-1(b): Phragmites Control	0%	\$200,000
LP-4: Land O&M	0%	\$165,000	G-1: Remote Sensing	0%	\$306,000
LP-6: Land Advisors	0%	\$20,000	TP-1: T&P Monitoring	8%	\$20,000
LP-7: Public Access Program	100%	\$40,000	WC-1: WC Monitoring	0%	\$135,000
WPCP-1: Choke Point	0%	\$50,000	PS-1: Pallid Monitoring	0%	\$747,000
WPRT-1: Canal Recharge	0%	\$536,000	G-5: Geomorph Monitoring	0%	\$74,000
WPRT-2: Elwood Recharge	11%	\$795,000	PD-15: Env. Permitting	2%	\$50,000
WPRT-3: Broad-Scale Rech.	0%	\$72,000	PD-18: AMP Equipment	18%	\$93,000
WPRT-4: Recapture Network	0%	\$80,000	IMRP-3: AM Advisors	0%	\$50,000
WPRT-5: Slurry Wall	0%	\$0	ISAC-1: ISAC Expenses	3%	\$261,000
WPST-1: Lake Mac Leases	0%	\$1,648,000	PD-3: Peer Review & Pubs	0%	\$9,000
WPST-2: US Storage Leases	0%	\$624,000	PD-11: AMP Workshops	64%	\$10,000
WPIR-1: Irrigator Leases	0%	\$310,000	TOTAL	7%	\$10,698,000

> 5% over budget

[illegible]

EXPENDITURES BY CATEGORY AND FUNDING TYPE THROUGH TIME**2022 EXPENDITURES BY FUNDING TYPE AND SIGNATORY**

	Extension		First Increment		Total	
	Expenditure	%	Expenditure	%	Expenditure	%
Colorado	\$ 181,962	23.49%	\$ -	0.00%	\$ 181,962	23.49%
DOI	\$ 570,055	73.59%	\$ -	0.00%	\$ 570,055	73.59%
Wyoming	\$ 22,619	2.92%	\$ -	0.00%	\$ 22,619	2.92%
Total	\$ 774,636	100.0%	\$ -	0.0%	\$ 774,636	100.0%



Currently expending

Extension Funds

Remaining expenditure before reverting to First Increment Carryover Funds: \$4,725,252

EXTENSION EXPENDITURES BY FUNDING TYPE AND SIGNATORY**Extension Funding**

	Indexed Cash Ceiling ¹		Expended		Remaining		Percent Remaining
Colorado	\$	25,087,369	\$	2,454,714	\$	22,632,655	90%
DOI	\$	78,594,274	\$	7,690,184	\$	70,904,091	
Wyoming	\$	3,118,566	\$	305,141	\$	2,813,425	
Total	\$	106,800,210	\$	10,450,039	\$	96,350,171	

¹Indexing date - October 2020**First Increment Carryover Funding**

	Final Cash Ceiling		Expended		Remaining		Percent Remaining
Colorado	\$	8,015,862	\$	1,432,303	\$	6,583,559	82%
DOI	\$	52,503,273	\$	9,380,632	\$	43,122,641	
Wyoming	\$	2,007,092	\$	358,570	\$	1,648,522	
Total	\$	62,526,227	\$	11,171,505	\$	51,354,722	

	Total Cash Ceiling	Total Expended	Total Remaining	Percent Remaining
TOTAL	\$ 169,326,437	\$ 21,621,544	\$ 147,704,893	87%